

# AQUA SCAPE

15  
Caunsall Road  
Worcestershire

Tel: 01562 852325

Mobile: 07711430823

Email:  
[aquascapedirect@hotmail.com](mailto:aquascapedirect@hotmail.com)

Web Site:  
[www.aquascapedirect.co.uk](http://www.aquascapedirect.co.uk)



*Established with help from The Princes Trust over Twelve years ago Aquascape offer a complete service for customers wishing to enhance their garden with water.*

*From the smallest of water features to a fully filtered Professional Koi Pool Our services include the design and layout of your dream pool, through the marking out and groundwork to the construction of the completed project with the back up of a maintenance service if required.*


*No Job is considered too Small or too large and we are more than happy to undertake part build projects if customers want to become more hands on!*

*We offer a free no obligation quotation and have various portfolios of completed work to show our prospective customers. Several of our projects have featured in articles in both Koi Carp Magazine and Koi Ponds and Gardens Magazine.*

Before



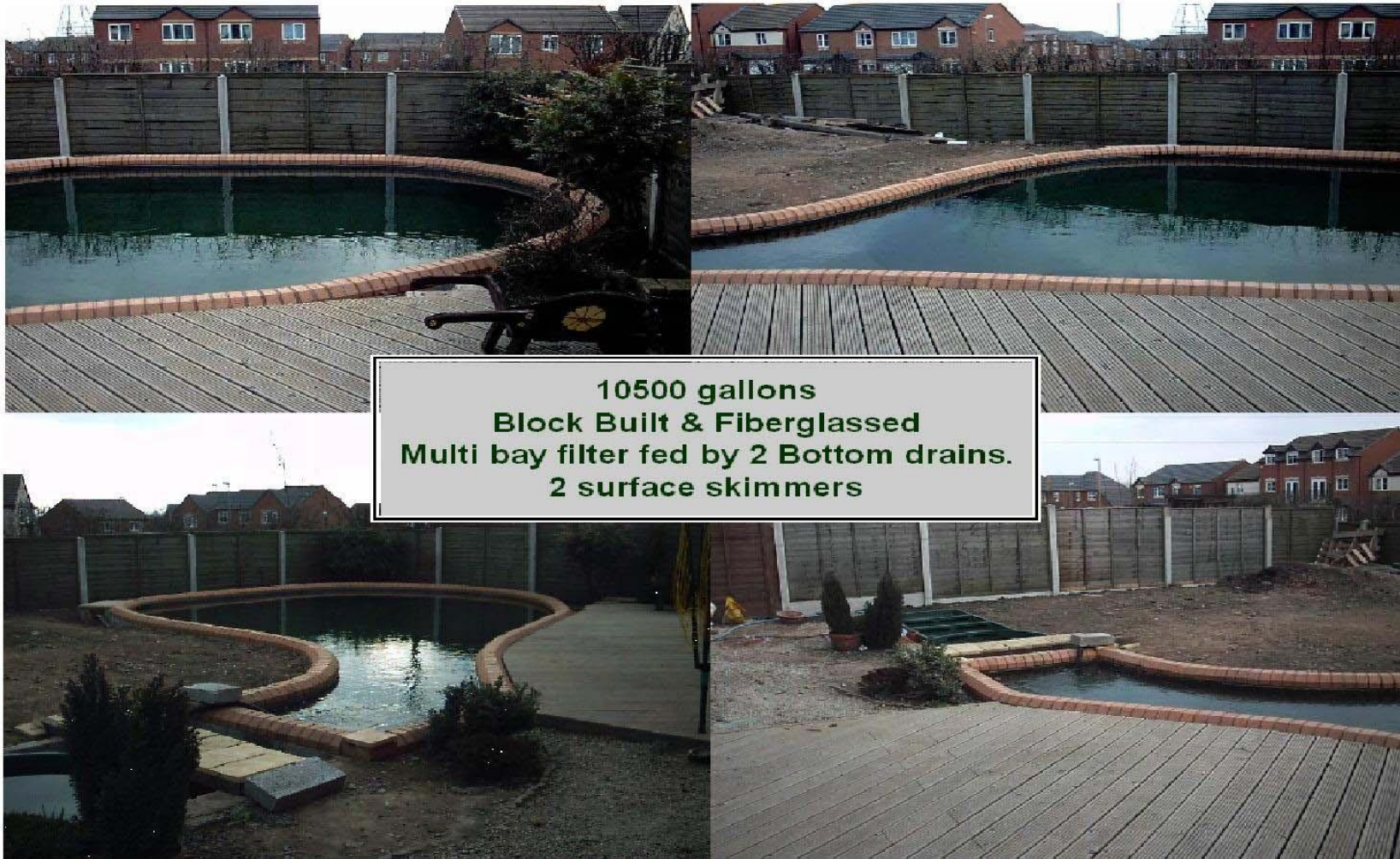




**2500 gallon  
Gravity Filtration (Under decking)  
Large sump bottom drain  
Slate Waterfall**








**10500 gallons  
Block Built & Fibreglassed  
Multi bay filter fed by 2 Bottom drains.  
2 surface skimmers**



**Initial Dig**



**Blockwork Under Construction**



**Fiberglassing**







**Pergola being added to provide shade.**


**Removable side screens added to deter herons.**

**Decking added to form a viewing area and hide the filtration**

**Viewing window using 10mm laminated Opticlear glass**





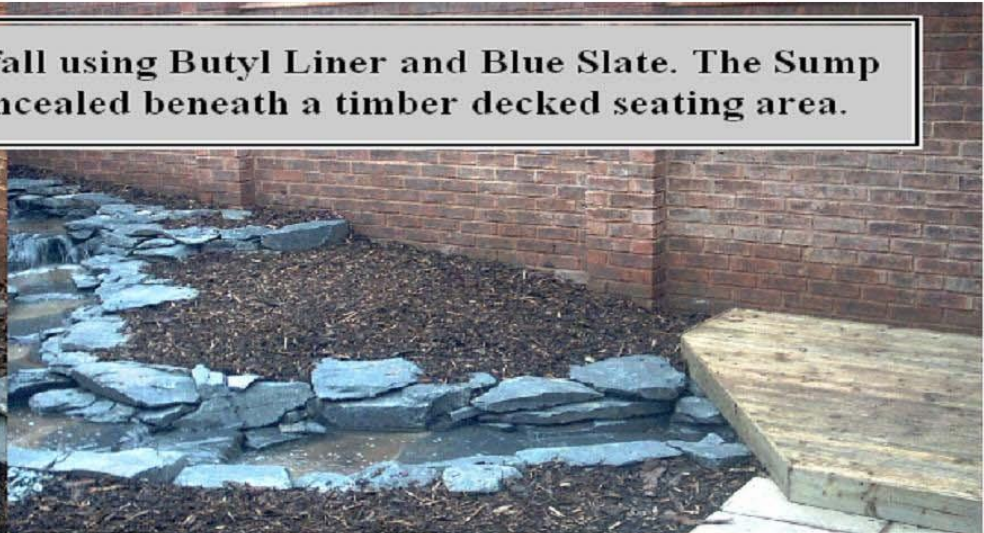


**6500 Gallons**  
**Liner construction with 52 Piece Circle feature. Filteres are housed underneath the decking and fed by a large sump bottom drain.**





**Waterfall using Butyl Liner and Blue Slate. The Sump is concealed beneath a timber decked seating area.**







Before



Gravity fed filtration








**Finished Feature  
&  
Re-laid Paving.**







**Feature Waterfall Using Butyl Liner and York stone.  
Cobbled area hides a sump of water housing the pump.**





**45000 Gallon Lake during the early stages of construction. The pool will be lined with Butyl Rubber.**





**Liner being installed**




**Finished pool complete with Large Vegetable Filter**







1500 Gallon  
Block built  
and  
fibreglassed  
pool. Gravity  
fed filters,  
Pump, UV and  
electric heater  
are housed  
beneath the  
Timber  
Decking.







Early stages of a 6700 gallon gravity fed Koi Pond using Butyl Liner. This pool will use a Nexus for filtration and will contain an aerated bottom drain.




Koi Vats housing fish from the old pool.











**Large pergola added for shade**



**Bottom Drain Aeration**







**Steep site  
of a  
proposed  
5000  
gallon  
Nature  
pool  
complete  
with  
several  
Waterfalls**
















During Construction



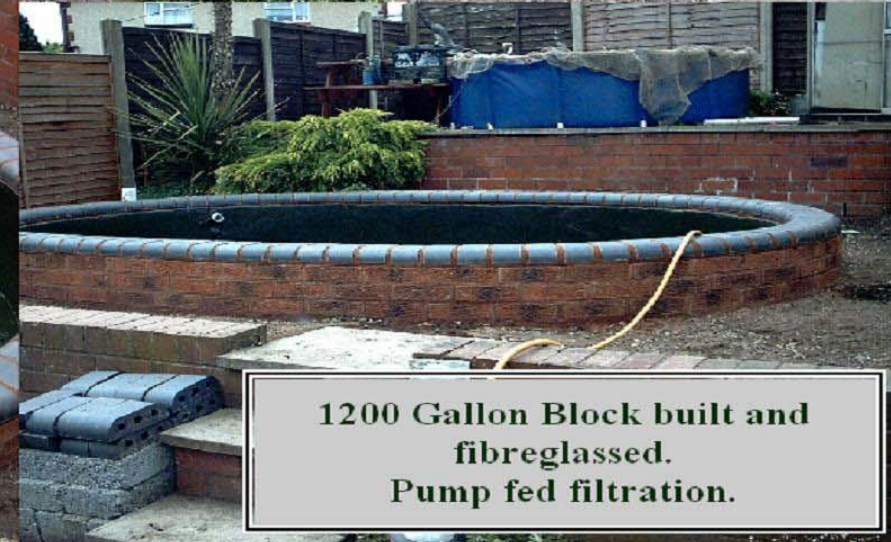


**During Construction.**  
The Shell of the feature is formed with concrete blocks which will then be rendered and fibreglassed.

The shell will then be dressed with natural stone.








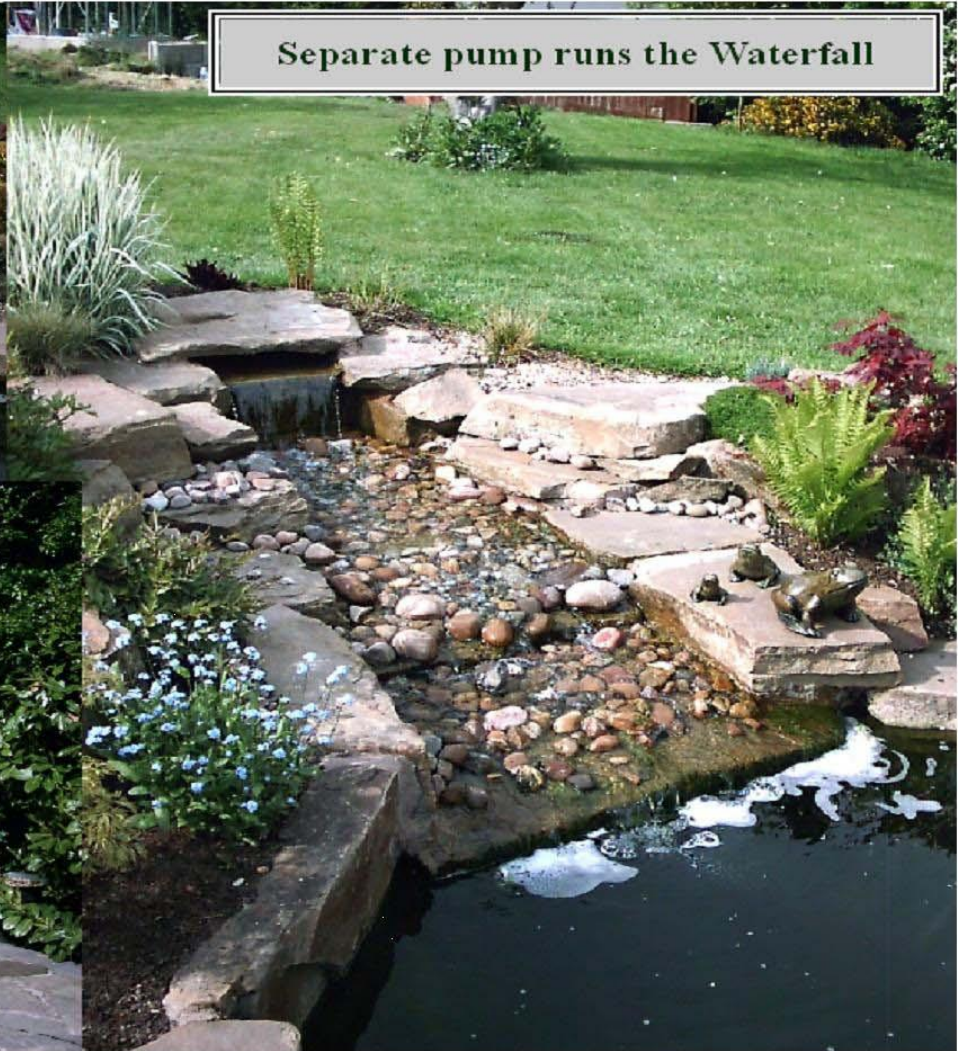
**1200 Gallon Block built and  
fibreglassed.  
Pump fed filtration.**



**4500 gallon pond using butyl liner and gravity filtration**



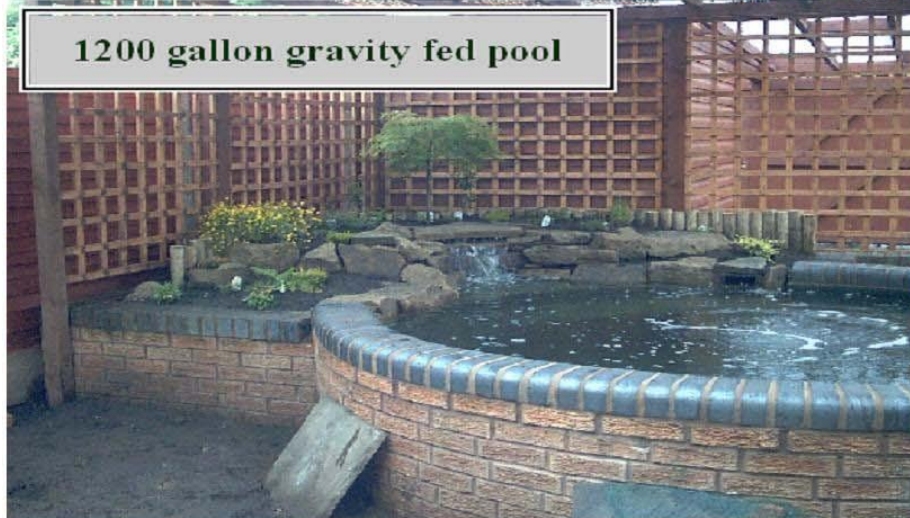








1200 gallon gravity fed pool







Filtration house



**Filtration house  
Shows External Pump  
Electric Heater  
Uv steriliser**

**Air pumps to feed the Aerated Large  
sump Bottom Drain.**

**The first of the two fibreglass filters is  
fitted with "The Answer" Unit.  
Drainage was installed in the filter  
house for easy maintenance.**





**Marking the shape**



**Concrete collar installed**




**Before**



**After**







**14000 gallon  
block built Koi  
Pool during  
Construction.  
Four Bottom  
drains were  
incorporated  
Surface  
skimmers feed  
a waterfall.  
A large viewing  
window is  
installed facing  
the  
conservatory.**









Ornate brickwork is laid to frame the viewing window.  
The outer skin of brickwork is added.  
Fibreglassing takes place.







Waterfalls installed for Dudley Zoo





3500 Gallon pool featured in **KOI CARP** magazine.






Reinforced 9" thick blocks provide strength for this raised pond







**Viewing window being installed**




**Filtration housed beneath the decking**





**Feature Waterfall & Pool using a Butyl Liner and Moreland Slate**











**Finished Feature.**  
Moreland slate gives a natural  
look to this waterfall.  
The filtration is pump fed and  
is positioned behind the  
Waterfall.





During Construction

